


Monthly Newsletter

Boathouse 4 Volunteers

November / December 2023



Here we are covering the last two months of 2023. Overall we have had a good year with some unique achievements being made. We wish all our readers a very happy Christmas and a healthy and prosperous New Year.



ready to be faired down. Meanwhile far right John B 1 is working with Sam fitting the starboard rowlock crutches.

VIC 56 New posts made by Bob Cooper for a valve on VIC 56 fitted



In the photo above left you can compare the old and the new and see the degree of wasting that has occurred over the years. Over left Paul's mate after he and Paul had just finished clearing out over 200Ltrs of bilge water, and still he is smiling but that


might be a by-product of working with Paul all the time.

Cyclops Restoration Project- On the whole it is moving reasonably well, we have invested a fair amount of time in making parts and pieces ready to fit when we have moved on a bit but can't fit them at this point until some of the more major constructions






are completed. In the photo over right, Igor is in full flow cutting out some surplus timber between the planking.

Over left John P and Keith D have let in the central decoration on their back rest. Top left on the next page Igor is still working on the stem putting some bespoke clamps in place to pull errant planks back to shape. In the following photo top of the next page centre the port rubber laminations are in place



Below left Hamo T and Ian P are getting to grips with the power planer fairing off the rubber, Below, middle and right you can see the sum of their labours.



Above left the back rest is nearing completion with just 8 coats of varnish to go. Above middle Ian F and Peter F are dry fitting the port quarter badge after scalloping out the back, next Mike S is steaming a section of the dummy washboard that John Bazley has been developing.



See above left with the poppet cutout nicely bevelled all round to give a secure home for the poppet. In the centre Mike S is doing the final fit on the starboard crutches. Far right Micky M is turning the last thwart stanchions after a couple of weeks practice. It obviously all paid off because at the top of the next page he is proudly presenting his finished article to Fred so that he could check it out. Obviously the 'Man from Del Monte' he say 'yes' judging by the relief on Micky's face



Eat your heart out David Youngman, you have competition .



Dory Restoration – With Steve well and truly back in harness, he and his team have been getting busy preparing to put back some of the main components of the structure. Some of the photos below show some of the later stages. Steve has removed all the stern timbers using the new keel and hog section to locate a set of assembly moulds from which he will be putting in some new steamed timbers and stringers before re-skinning in marine ply and diagonal planks.




Armed Steam Cutter ASC 26 and the 26er's – In the main Tony H has got his 26er's back with him now, they have been busy making new parts for the engine and boiler supports. Below left and middle Tony and his team of 26er's are dry fitting some of the sub-assemblies out of the boat. Below top right some of the assemblies have been fitted and removed for priming



Above left at the bottom of the previous page Stanley has just surfaced from below the bilges as he and Shamza are fitting some of Tony's parts into the boat.



Boats Afloat – now have fewer boats afloat as through the period Tiger and Diggory have been having a big move round. Seaplane Tender 1502 is out of the water and in the Boathouse as is F8, the Steam Cutter and Motor whaler Danae. To make some room, Mermaid has been moved out onto the slip with our two whalers, Excellent and Westerman also brought in so they can be refitted. The photos below show some of the movements.




Above left and centre Danae is coming in, above right Mermaid going out

Our friend Mr Knotty- Sadly one of our old volunteers passed away and our thoughts go out to his family and friends.

Tony was a popular and very skilled member of our team and many visitors will have been entertained by his little ditties and accompanying rope tricks

over the years not least Princess Anne The Princess Royal. Below I have included some photographs of him through the years as a small tribute to a big man.



Suggestions for next month - If you have got any ditties, lies, scandal or photos that you would like to see in print just let me know, my 'e' mail address is: - boatbitsisus@ntlworld.com. Fred is the name.